



Frequently Asked Questions

Table of Content

Guardian Plan.....	2
What's the Guardian?	2
What's the benefits of a Guardian?	2
How to become a Guardian?.....	2
How to purchase?	2
Why I need to recover my account when sign in?	7
Referral.....	8
How can I invite invitees to become a Guardian?	8
What benefits will I receive as an inviter?	9
What should I do if failed on referral link setup?	9
Why I can't get the invitation award?	9
Why I can't get the invitation reward of the invited guardian?	10
Why I can't get the invitation CNTP reward of the invited free users?	10
CNTP.....	10
What's the CNTP?.....	10
What's the CNTP Plan?.....	10
How to allocate the CNTP to Guardians?.....	10
Can I get CNTP invitation award if I invite invitees to join in as Guardian?.....	11
How to allocate the CNTP to Free Users?	12
Can I get CNTP award if I invite invitees to join in as free miner?.....	12
Free Mining	12
How to start Free mining?.....	12
How to allocate the CNTP to Free Users?	13
Why there is no CNTP points been generated?	13
How to invite other to join free mining?.....	13
Can I get CNTP award if I invite invitees to join in as free miner?.....	14
Repurchase.....	14
What's the Repurchase plan?.....	14
What's Repurchase lock-up period?.....	14
What's Repurchase early access?.....	14
What if I haven't activated the repurchase?	14
What happens if I activate the repurchase?	14
What will happen to my tokens and Power Card Portable Mining machine?.....	14
Can I active the repurchase for part of Guardians I purchased? What's the impact to my tokens?	14
Power Card portable Mining Machine	15
What's Power card portable mining Machine?.....	15
How can I get the power card portable mining machine?	15



Guardian Plan

What's the Guardian?

In order to achieve a truly secure and free new Internet, we would recruit 20,000 guardians to build the initial physical infrastructure of CoNET as the backbone network.

What's the benefits of a Guardian?

Guardians as the essential core of the CoNET ecosystem, they would be serving as governance members of the decentralized CoNET network. The benefits they would be granted as below:

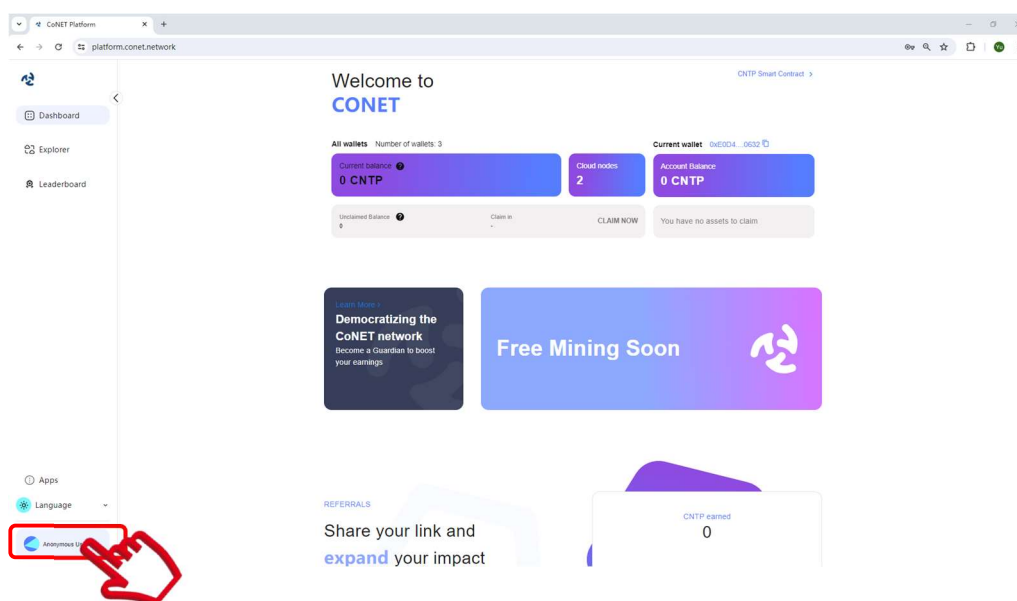
- Free use of Super Node, which would be automatically deployed, and it would keep on mining 24*7 hours with ultra-high speed.
- Free use of Decentralized Private Network (DCPN) Network; Decentralized data transmission; decentralized strong.
- Provide 1 Power Card Portable Mining machine, it not only brings guardians tangible returns, bandwidth mining, but also benefits from powerful privacy protection including hardware wallet functionality.
- Sharing on operator revenue and also the continuous sales of Power card portable mining machine
- Sharing official airdrop from Blast

How to become a Guardian?

The price of each Guardian is 1,250USDT

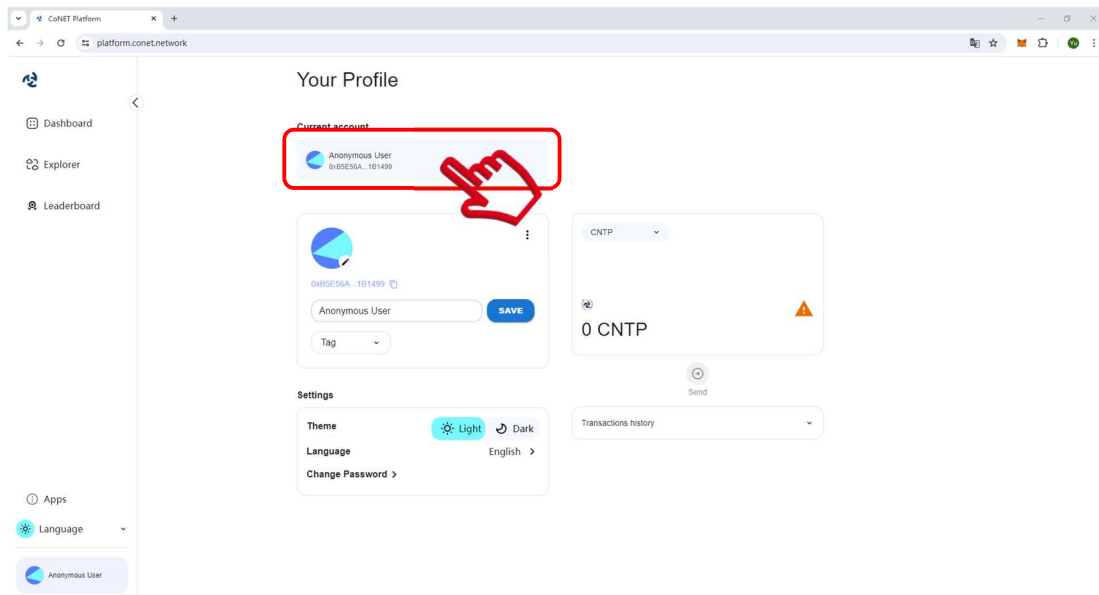
How to purchase?

- Ensure to purchase the Guardian in your Main Wallet. Click "Anonymous User" at bottom left of the page.

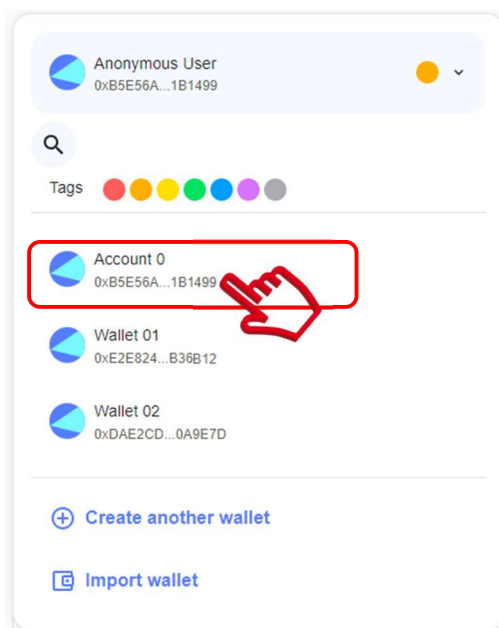




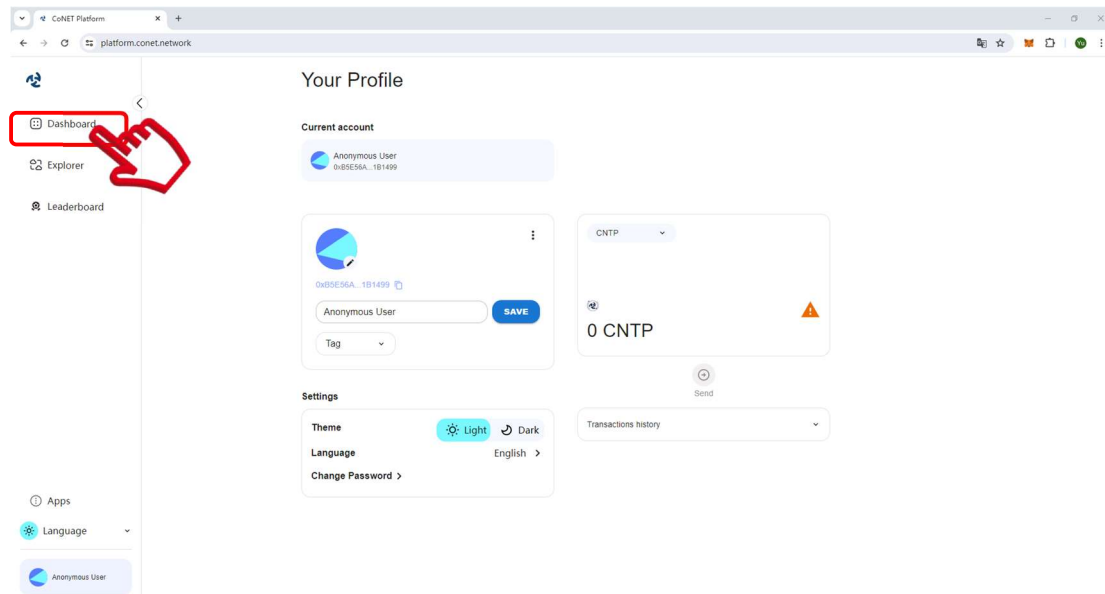
2. Click “Anonymous User” on top of the page.



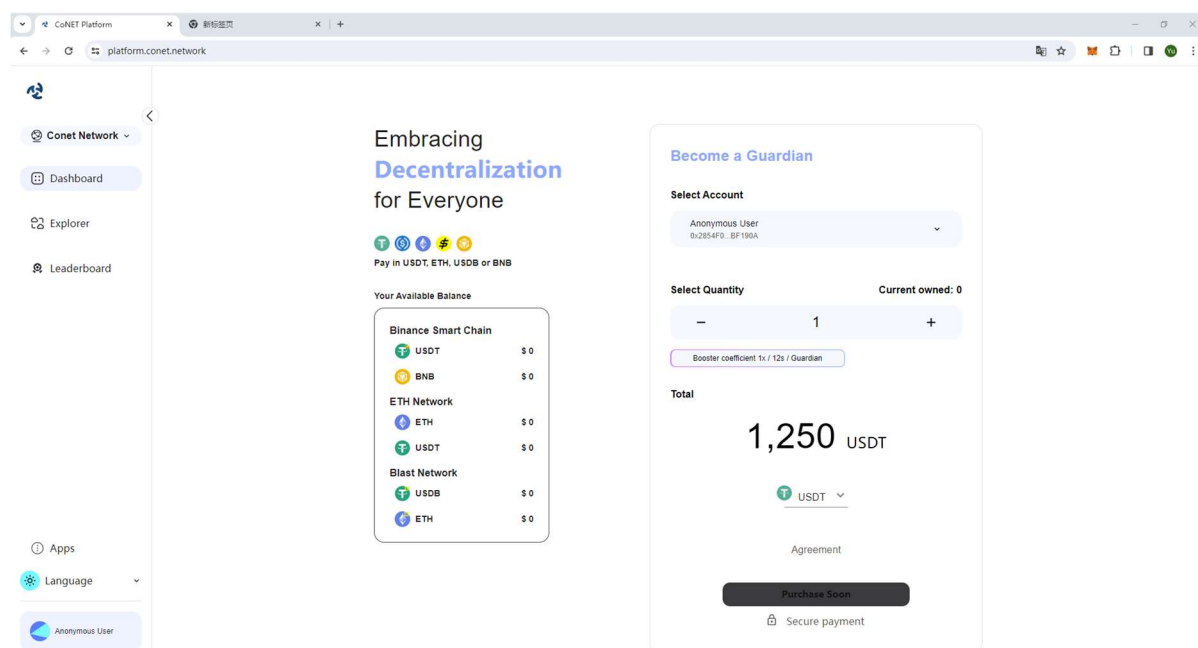
3. Choose the first Wallet in the Pop-up window. This Wallet is the Main Wallet of your account. You are eligible to invite invitee to become a Guardian, only if you purchase Guardian in this Main Wallet. After the invitee purchased Guardian, you would get the invitation award in this main wallet. [Please ensure the wallet you're using to purchase Guardian is the main wallet!!!](#) Please refer to Referral session for award details.



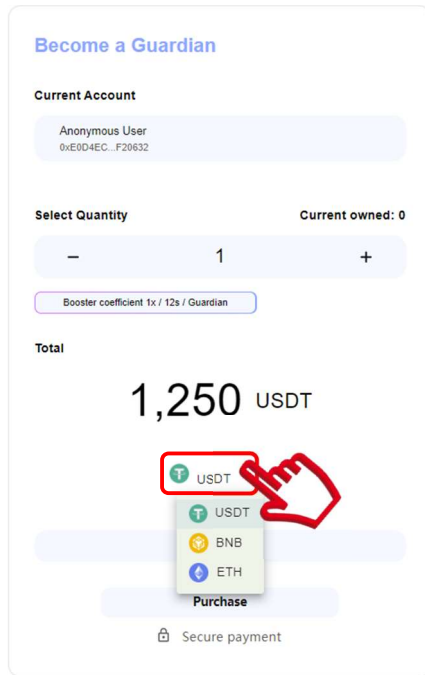
4. Click “Dashboard” at top left of the screen to back to homepage.



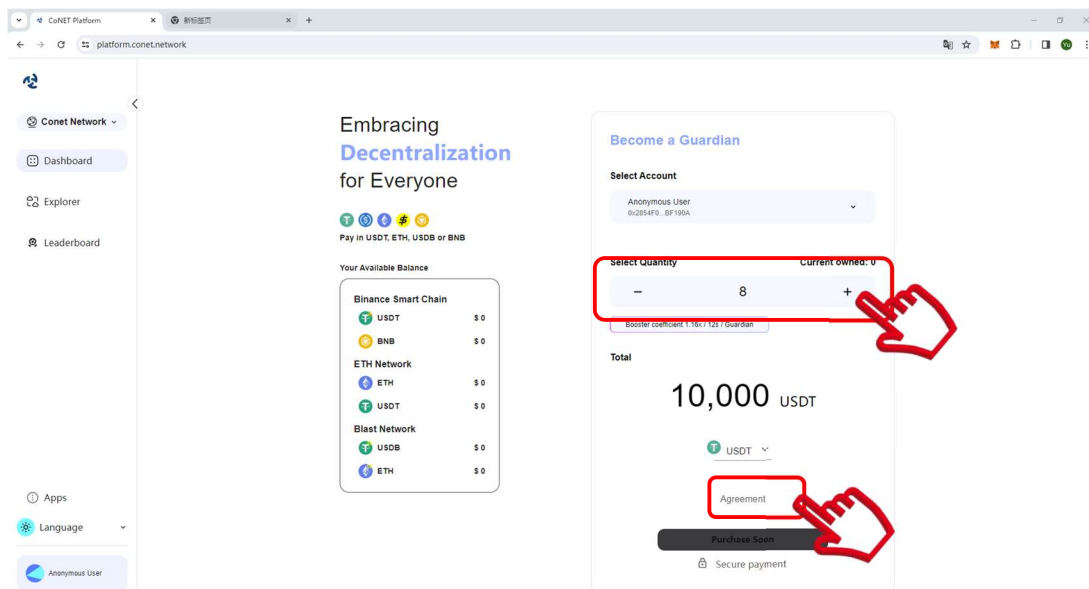
5. Ensure your cryptocurrency had been transfer to your main wallet.
6. Scroll down to the bottom of the homepage



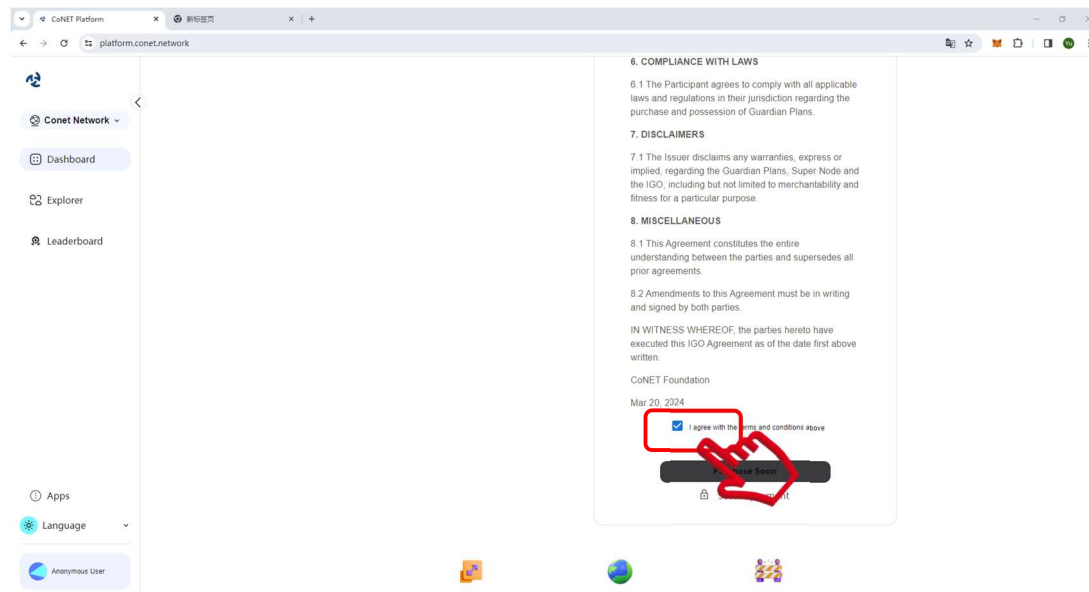
7. Select the cryptocurrency you would like to pay



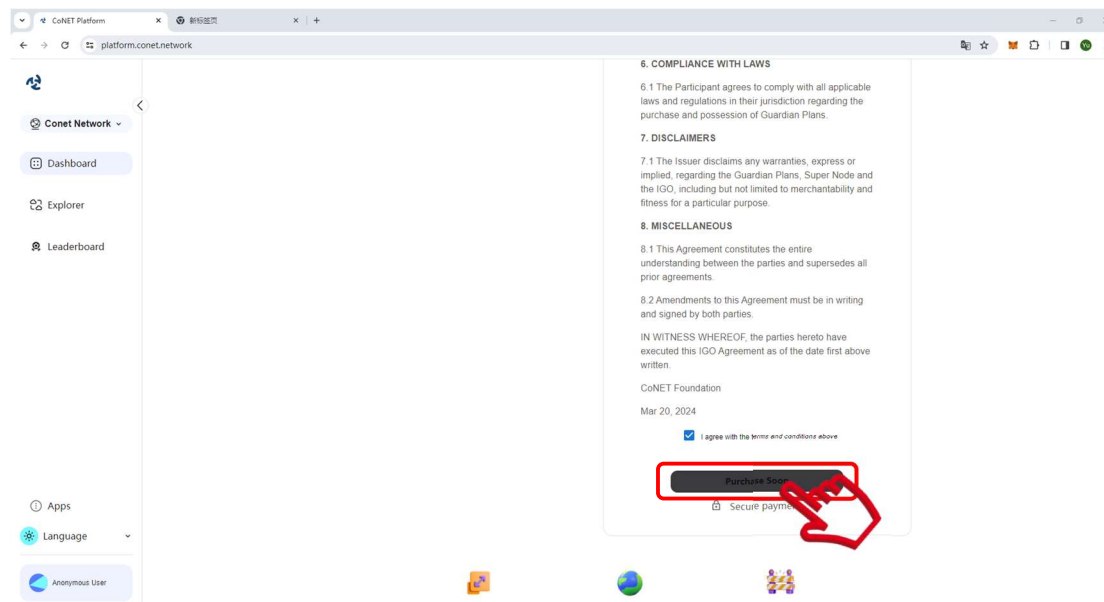
8. Select the quantities you want to purchase, and click “Agreement”



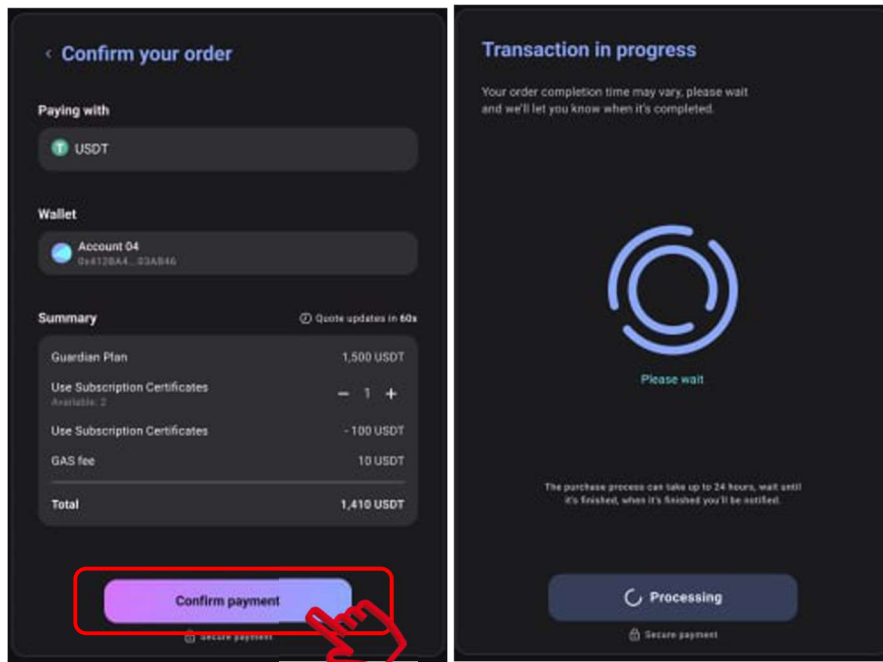
9. Acknowledge the agreement after read



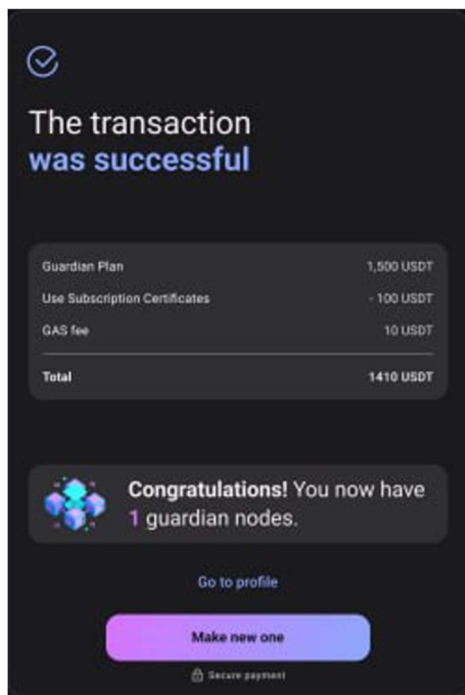
10. Click "Purchase"



11. The transaction page would be popup, click "Confirm Payment".



12. Once the transaction complete, the Guardian had been purchased successfully.




Step by step video guide:

<https://www.loom.com/share/5e5769d1a1724df3897fab1678235a19>

Why do I need to recover my account when sign in?

After you created your account/main wallet, you should be able to log in your account instead of recover. There might be 3 kinds of reasons when you see the page as below.



As CoNET is developed based on the PWA (Progressive Web App) framework. It provides app-like experience through a web browser on the devices you use. Users don't need to download APP from Apple store or google play, and no need to upgrade APP from time to time, so you could have better user experience.

Reason 1: You are using a differ browser in your devices.

As the platform is browser based, if you change to another browser or another device, which is different to the one you used, then you have to recover your wallet with the 12 recover phrases.

Reason 2: The browser data clear setting of your devices.

If your browsing data had been cleared, then the wallet address stored in browser cache would be removed, you have to recover your wallet when you log in next time.

Solution: [Please don't clear cache lest recover required.](#)

Reason 3: You are using Private browser.

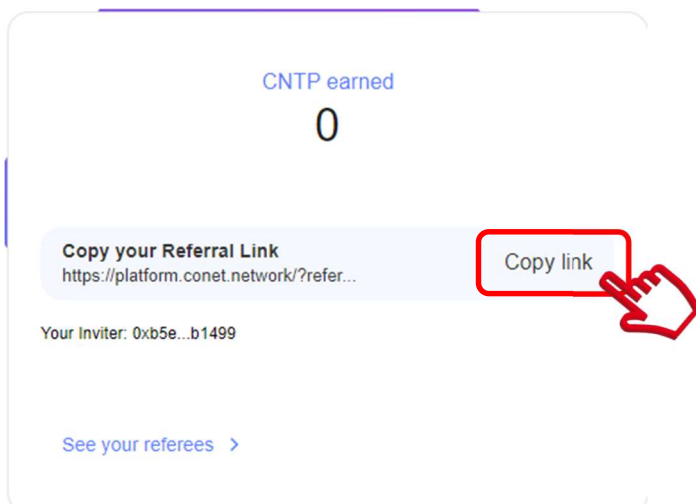
Private browser you are using are not allowed to save the data from browser, so the wallet data could not be found in cache.

Solution: [Please don't use Private browser to create/log in your wallet.](#)

Referral

How can I invite invitees to become a Guardian?

Copy your invite link and share with your invitee, once the new account/wallet been created through the invite link, and the Guardian had been purchased successfully. The incentive award would be grant to your wallet.



What benefits will I receive as an inviter?

1. 10% incentive commission in USDT for each Guardian invited
 2. Extra CNTP invitation award, see detail in CNTP session.
- Only Guardians are eligible to get the invitation award.

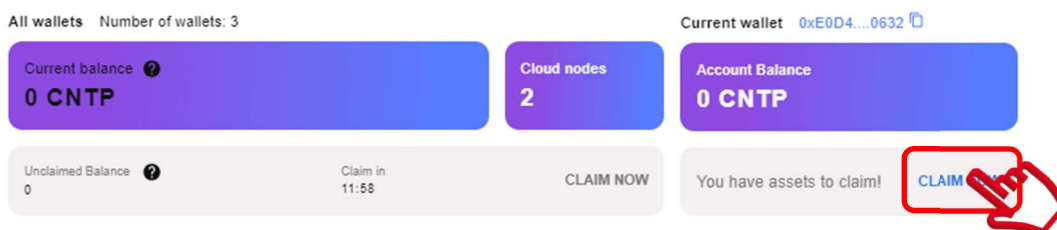
What should I do if failed on referral link setup?

Copy your invite link and share with your invitee again. The invitee needs to log in the existing wallet which already been created through the invite link you shared. The referral link would be setup automatically.

Please be noted that the 10% commission is one-time incentive bonus. You couldn't get the 10% commission if the referral link is not been setup when the invitee purchased the Guardian. Please make sure the referral link setup correctly before purchase.

Why I can't get the invitation award?

1. The referral link is setup between the invitee's main wallet and your wallet. Both the invitee and you had to purchase Guardian in the main wallet. You could not get the invitation award if any failure of Guardian purchase in main wallet.
2. The invitation award – commission, is generated to your wallet as Claimable token. You need to claim the token, then the cryptocurrency would be in your wallet.



3. The CNTP invitation award is calculated and distributed every 24 hours. After receiving "Claimable token", please click on "Claim Now", then the CNTP award would be in your wallet.



Why I can't get the invitation reward of the invited guardian?

1. Please make sure that your referral had been linked to your account. If any fail on the link setup, please refer to Referral Section.
2. The referral link is setup between the invitee's main wallet and your wallet. Both the invitee and you had to purchase Guardian in the main wallet. You could not get the CNTP invitation reward if any failure of Guardian purchase in main wallets.

Why I can't get the invitation CNTP reward of the invited free users?

1. Please make sure that your referral had been linked to your account. If any fail on the link setup, please refer to Referral Section.
2. For Free users, please be noted the referral link is setup between your referral 's main wallet and your main wallet. If your referral changes to another wallet to free mining, then you would not able to get the invitation reward.

CNTP

What's the CNTP?

CNTP is the incentive points for Guardians and the free users of CoNET network. CNTP would be convert to \$CONET once it listing on centralized exchanges.

What's the CNTP Plan?

Total CNTP are 1 billion, will be consumed in 365 days. 0.8 billion CNTP are for Guardians, 0.091 billion are for free users and the rest 0.109 billion are for invitation reward and market promotion.

How to allocate the CNTP to Guardians?

800 million CNTP would be allocate to guardians in 365 days, which means 340.41 CNTP would be generated and allocated to guardians every 12 seconds. CNTP are allocated within guardians by booster accelerate mode every 12 seconds. The more guardians you purchased, the more CNTP you would get for each node. The accelerate rate is



Nodes Purchased	Booster Accelerate Rate	Alloction after Booster
1	1	1
2	1.04	2.08
3	1.06	3.18
4	1.08	4.32
5	1.10	5.50
6	1.12	6.72
7	1.14	7.98
8	1.16	9.28
9	1.18	10.62
10	1.20	12.00
20	1.40	28.00
30	1.60	48.00
40	1.80	72.00
50	2.00	100
51	2.02	103.02
60	2.20	132.00
70	2.40	168.00
80	2.60	208.00
90	2.80	252.00
>=100	3.00	300

Can I get CNTP invitation award if I invite invitees to join in as Guardian?

Yes. We have 44 million CNTP as the invitation rewards for guardians. It also applies the booster accelerate allocation mode to allocate the reward CNTP to inviters in every 12 seconds. Only guardians are eligible for the invitation reward CNTP. The more guardians you invited the more reward CNTP you would get. The accelerate rate is

Nodes Invited	Booster Accelerate Rate	Alloction after Booster	Nodes Invited	Booster Accelerate Rate	Alloction after Booster
1	1.000	1.000	140	1.28	179.20
2	1.004	2.008	150	1.30	195.00
3	1.006	3.018	160	1.32	211.20
4	1.008	4.032	170	1.34	227.80
5	1.010	5.050	180	1.36	244.80
6	1.012	6.072	190	1.38	262.20
7	1.014	7.098	200	1.40	280.00
8	1.016	8.128	250	1.50	375.00
9	1.018	9.162	300	1.60	480.00
10	1.020	10.2	350	1.70	595.00
20	1.040	20.8	400	1.80	720.00
30	1.060	31.8	450	1.90	855.00
40	1.080	43.2	500	2.00	1,000.00
50	1.100	55.0	550	2.10	1,155.00
51	1.102	56.2	600	2.20	1,320.00
60	1.120	67.2	650	2.30	1,495.00
70	1.140	79.8	700	2.40	1,680.00
80	1.160	92.8	750	2.50	1,875.00
90	1.180	106.2	800	2.60	2,080.00
100	1.200	120.0	850	2.70	2,295.00
110	1.220	134.2	900	2.80	2,520.00
120	1.240	148.8	950	2.90	2,755.00
130	1.260	163.8	1,000	3.00	3,000.00



How to allocate the CNTP to Free Users?

91 million CNTP would be allocated to Free users in 365 days, which means 34.72 CNTP would be generated and allocated to all the Free Online Users in every 12 seconds. The 34.72 points would be distributed equally to all the online free users every 12 seconds. The more online users, the less points would be distributed to each free users.

Can I get CNTP award if I invite invitees to join in as free miner?

Yes. We have 7.3 million CNTP as the invitation rewards for free miners' inviter. Inviter are eligible to get extra points bonus based on their referral's CNTP.

Direct referral: extra 5% points bonus;

Secondary referral: extra 3% points bonus;

Third-level referral: extra 1% points bonus;

Free Mining

How to start Free mining?

1. Free Mining session is in the middle of the homepage. Click "Start Mining"

The screenshot shows the CoNET dashboard. On the left is a sidebar with navigation options: Dashboard, Explorer, Leaderboard, Apps, Language, and Anonymous User. The main content area displays 'Welcome to CONET' and 'CNTP Smart Contract'. It features several wallet-related cards: 'All wallets' (3 wallets), 'Current balance' (0 CNTP V1), 'Cloud nodes' (2), and 'Account Balance' (0 CNTP V1). Below these is an 'Unclaimed Balance' card (250.384665 CNTP) with a 'CLAIM NOW' button. A large blue and purple button labeled 'Click to start mining' is highlighted with a red hand icon. A dark blue card on the left says 'Democratizing the CoNET network'.

2. Free Mining Started.

The screenshot shows the 'Free Mining Started' interface. At the top, it displays 'Online Miners: 178' and 'Reward Rate: 0.01625467 CNTP/ PER second'. A large white number '0.38904700' is shown with 'CNTP' underneath. To the right, there is a 'Stop DePIN' button and an illustration of two mining rigs connected by a network line.



How to allocate the CNTP to Free Users?

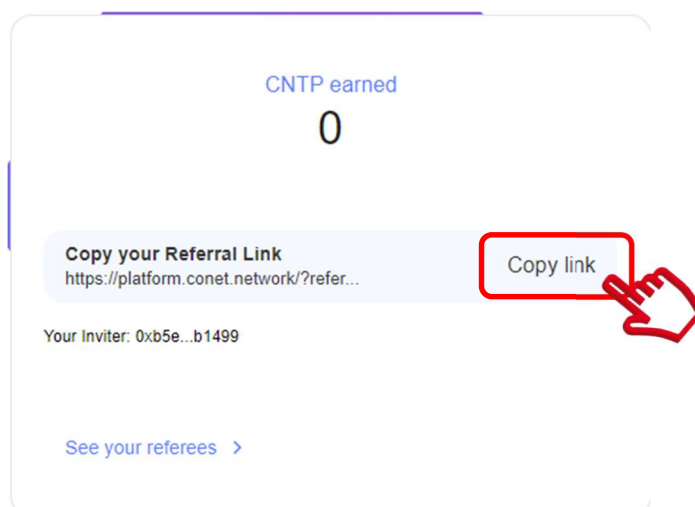
91 million CNTP would be allocated to Free users in 365 days, which means 34.72 CNTP would be generated and allocated to all the Free Online Users in every 12 seconds. The 34.72 points would be distributed equally to all the online free users every 12 seconds. The more online users, the less points would be distributed to each free user.

Why there is no CNTP points been generated?

- When you use a smart phone or tablet
 - a. The browser should remain running to earn points. If you switch to other APP, such as receiving a call, using another APP, the free mining would be stopped, and the points wouldn't be generated.
 - b. If the device goes into standby or hibernate, the free mining would be stopped, and the points wouldn't be generated.
- When you use a laptop
 - a. If the laptop goes into standby or hibernate, the free mining would be stopped, and the points wouldn't be generated.
 - b. The browser should remain running on free mining, and the points would keep on generating even if you switch to other applications in your laptop.
- CNTP are calculated and distributed based on IP address. If multiple devices access CoNET and free mining through the same IP address at the same time, it will be considered as one device only, no extra points could be earned. To avoid this limitation and multiply your points, you could switch to a mobile network to use different IP address to access CoNET for free mining.

How to invite other to join free mining?

Copy your invite link and share with your invitee, once the new account/wallet been created through the invite link, and the free mining started in the created mail wallet, the invitation reward would be grant to your wallet.





Can I get CNTP award if I invite invitees to join in as free miner?

Yes. We have 7.3 million CNTP as the invitation rewards for free miners' inviter. Inviter are eligible to get extra points bonus based on their referral's CNTP.

Direct referral: extra 5% points bonus;

Secondary referral: extra 3% points bonus;

Third-level referral: extra 1% points bonus;

Repurchase

What's the Repurchase plan?

You can execute a repurchase agreement through a smart contract at 100% of the purchase price in USDT after one year successful IGO purchase.

What's Repurchase lock-up period?

Within 1 year from the data of purchase of the Guardian Plan

What's Repurchase early access?

If the CoNET token (\$CONET) is listed on a major exchange like Coinbase, Binance, OKX, or BitGet during the repurchase lock-up period. Guardians will have a 7-days grace period to determine if they wish to participate in the repurchase program.

What if I haven't activated the repurchase?

Failure to activate your repurchase option within the designated window will result in automatic waiver of this right.

What happens if I activate the repurchase?

Activating the repurchase option will permanently remove all associated Guardian rights. However, any CoNET tokens (\$CONET) you've exchanged for referral points (CNTP), Blast airdrop tokens, and CoNET portable hardware mining machines will remain yours.

What will happen to my tokens and Power Card Portable Mining machine?

CoNET token (\$CONET) converted from CNTP will be destroyed. Super node privileges will revert back to the CoNET project. Power Card Portable Mining machine remain usable for Proof – of-Stake (POS) mining. However, their hash rate will be adjusted to match that of free users.

Can I active the repurchase for part of Guardians I purchased? What's the impact to my tokens?

If you purchased more than 1 Guardian, you have the right to choose how many Guardians would be repurchased.

As the CNTP are allocated by booster accelerate mode, the CNTP would be recalculated and adjusted base on the remaining guardians you keep. Please refer to CNTP parts for detail booster accelerate rate.



Power Card portable Mining Machine

What's Power card portable mining Machine?

It's a mining machine that fits into a wallet, requiring no complicated setup, plug-and-play, capable of mining CoNET cryptocurrency. It not only brings users tangible returns but also benefits from powerful privacy protection, including hardware wallet functionality. Within its WiFi coverage radius, all devices can communicate without leaving traces.

How can I get the power card portable mining machine?

We would have a page in CoNET website before the portable mining machine available, to collect your shipping information. Once the address been collected, and the portable mining machine ready, we would ship the mining machine to your registered address.

Please follow Twitter to get the latest news of portable mining machine.